






| | | Janvier 2019 | | Cumul 2019 |
|-------------------------------------|---|---------------|-------------|-------------|
| Escales |  | 19 | Nombre | 19 |
| | | + 1 | Variation | + 1 |
| | | + 5,56% | % Evolution | + 5,56% |
| Passagers |  | 3 735 | Nombre | 3 735 |
| | | + 1 113 | Variation | + 1 113 |
| | | + 42,45% | % Evolution | + 42,45% |
| Marchandises* (en tonnes) |  | 8 317 | Volume | 8 317 |
| | | - 3 240 | Variation | - 3 240 |
| | | - 28,03% | % Evolution | - 28,03% |
| * Hors ciments et hydrocarbures | | | | |
| Véhicules |  | 1 514 | Nombre | 1 514 |
| | | - 121 | Variation | - 121 |
| | | - 7,40% | % Evolution | - 7,40% |
| Matières dangereuses (en tonnes) |  | Volume | Variation | % Evolution |
| | | 8 | 8 | 100,00% |
| | | Autres 585 | - 283 | - 32,60% |

Janvier 2018 - 2019

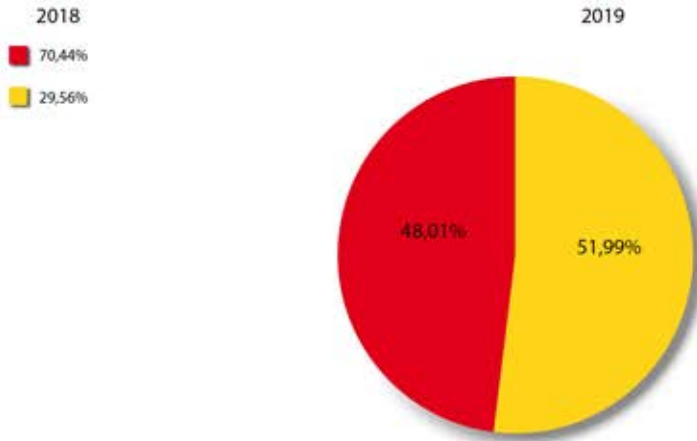
| Compagnies | Janvier 2018 | Janvier 2019 | Variation | % |
|-----------------|--------------|--------------|--------------|---------------|
| CORSICA FERRIES | 775 | 1 942 | 1 167 | 150,58% |
| CORSICA LINEA | 1 847 | 1 793 | -54 | -2,92% |
| TOTAL | 2 622 | 3 735 | 1 113 | 42,45% |

Cumul 2018-2019

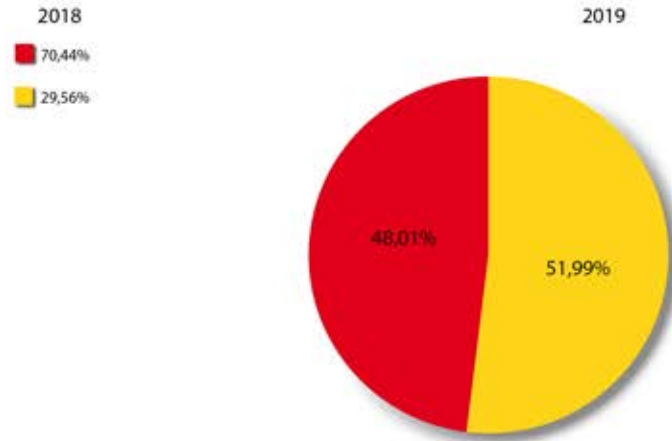
| Compagnies | Cumul 2018 | Cumul 2019 | Variation | % |
|-----------------|--------------|--------------|--------------|---------------|
| CORSICA FERRIES | 775 | 1 942 | 1 167 | 150,58% |
| CORSICA LINEA | 1 847 | 1 793 | -54 | -2,92% |
| TOTAL | 2 622 | 3 735 | 1 113 | 42,45% |

COMPAGNIE

Parts de marché



Parts de marché



Janvier 2018 - 2019

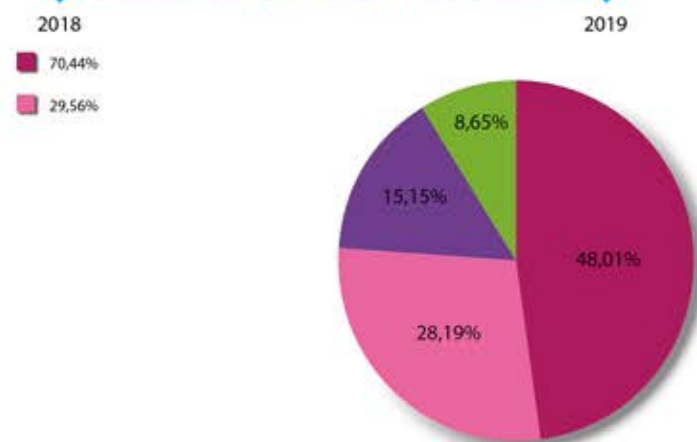
| Lignes | Janvier 2018 | Janvier 2019 | variation | % |
|--------------|--------------|--------------|--------------|---------------|
| MARSEILLE | 1 847 | 1 793 | -54 | -2,92% |
| NICE | 775 | 1 053 | 278 | 35,87% |
| TOULON | | 566 | 566 | 100,00% |
| SAVONE | | 323 | 323 | 100,00% |
| TOTAL | 2 622 | 3 735 | 1 113 | 42,45% |

Cumul 2018-2019

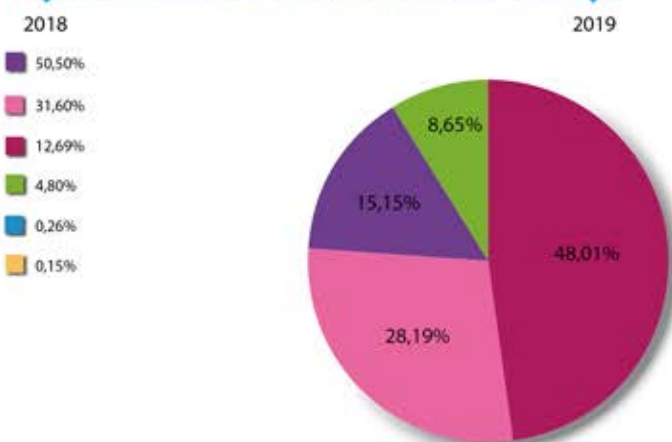
| Lignes | Cumul 2018 | Cumul 2019 | variation | % |
|--------------|--------------|--------------|--------------|---------------|
| MARSEILLE | 1 847 | 1 793 | -54 | -2,92% |
| NICE | 775 | 1 053 | 278 | 35,87% |
| TOULON | | 566 | 566 | 100,00% |
| SAVONE | | 323 | 323 | 100,00% |
| TOTAL | 2 622 | 3 735 | 1 113 | 42,45% |

LIGNE

Parts de marché



Parts de marché



Janvier 2018 - 2019

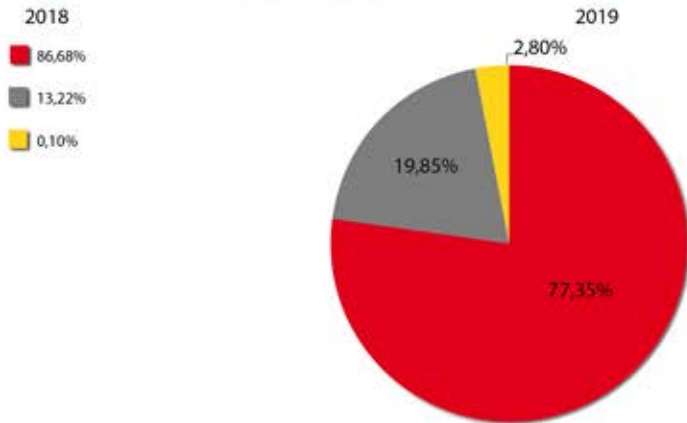
| Compagnies | Janvier 2018 | Janvier 2019 | variation | % |
|-----------------|---------------|--------------|---------------|----------------|
| CORSICA LINEA | 10 018 | 6 433 | -3 585 | -35,79% |
| SOMECA | 1 528 | 1 651 | 123 | 8,05% |
| CORSICA FERRIES | 11 | 233 | 222 | 2018,18% |
| TOTAL | 11 557 | 8 317 | -3 240 | -28,03% |

Cumul 2018 - 2019

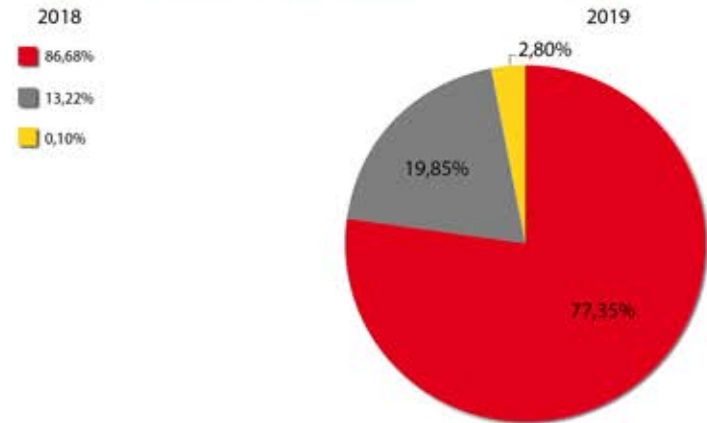
| Compagnies | Cumul 2018 | Cumul 2019 | variation | % |
|-----------------|---------------|--------------|---------------|----------------|
| CORSICA LINEA | 10 018 | 6 433 | -3 585 | -35,79% |
| SOMECA | 1 528 | 1 651 | 123 | 8,05% |
| CORSICA FERRIES | 11 | 233 | 222 | 2018,18% |
| TOTAL | 11 557 | 8 317 | -3 240 | -28,03% |

COMPAGNIE

Parts de marché



Parts de marché



Janvier 2018 - 2019

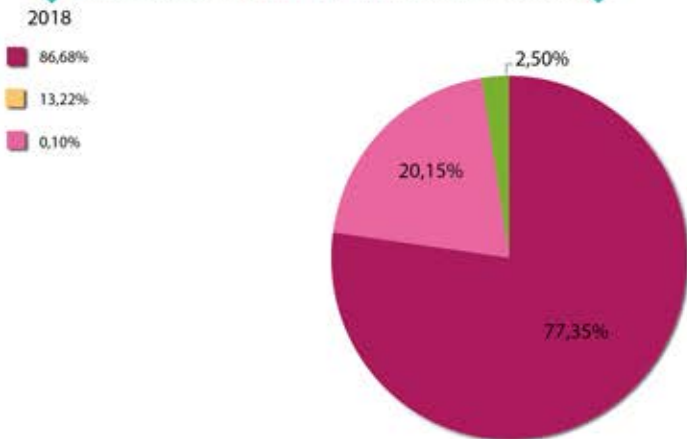
| Lignes | Janvier 2018 | Janvier 2019 | variation | % |
|---------------|---------------|--------------|---------------|----------------|
| MARSEILLE | 10 018 | 6 433 | -3 585 | -35,79% |
| NICE | 11 | 1 676 | 1 665 | NS |
| SAVONE | | 208 | 208 | 100,00% |
| AUTRES LIGNES | 1 528 | | -1 528 | -100,00% |
| TOTAL | 11 557 | 8 317 | -3 240 | -28,03% |

Cumul 2018 - 2019

| Lignes | Cumul 2018 | Cumul 2019 | variation | % |
|---------------|---------------|--------------|---------------|----------------|
| MARSEILLE | 10 018 | 6 433 | -3 585 | -35,79% |
| NICE | 11 | 1 676 | 1 665 | NS |
| SAVONE | | 208 | 208 | 100,00% |
| AUTRES LIGNES | 1 528 | | -1 528 | -100,00% |
| TOTAL | 11 557 | 8 317 | -3 240 | -28,03% |

LIGNE

Parts de marché



Parts de marché

